

## REPORT “Winterization Assessment”



© Arbeiter-Samariter-Bund Georgia 2022

**Tbilisi, November-December 2022**

ASB Georgia, with the support of Aktion Deutschland Hilft and in partnership with People in Need, Unite Together and IDP Agency, conducted the survey in the field of Ukrainian refugee household (HH) readiness to meet the rising utility costs during the coldest months. Also, one of the goals of this study was to identify the needs of Ukrainians in the light of the increasing renting costs.

In the period of November 15<sup>th</sup>-December 3<sup>rd</sup>, activities were carried out for the preparation and organization of the assessment, further statistics analytics on the survey.

Technically, the survey was developed and implemented using an online Google form. The process of conducting the study involved a combination of online and offline surveys.

A link to the online survey was posted in several information channels popular among Ukrainians. Also, in parallel with the online survey, Hresniks interviewed existing beneficiaries through personal visits. As a result, the ratio of online questionnaires and personal interviews is approximately 30/70 percent.

The data collected in this survey were accordingly added to the CURL of UKR CASH TRANSFER beneficiaries for all matches of identification document numbers.

### **More details on each asked question:**

During the study, data was collected on 1026 HH throughout Georgia (2926 people).

### **Vulnerability**

According to the existing vulnerability criteria, the applications are divided into such groups:

A (BCD)	26 % HH	HH with disabled members
B (CD)	30 % HH	HH with elderly members
C (D)	4 % HH	HH with 3 and more kids
D	27 % HH	Single-headed HH
Others	13 % HH	Not in the criteria

The B-criteria is the most numerous (30%) but still A (26%) and D (27%) criterias have almost the same percentage.

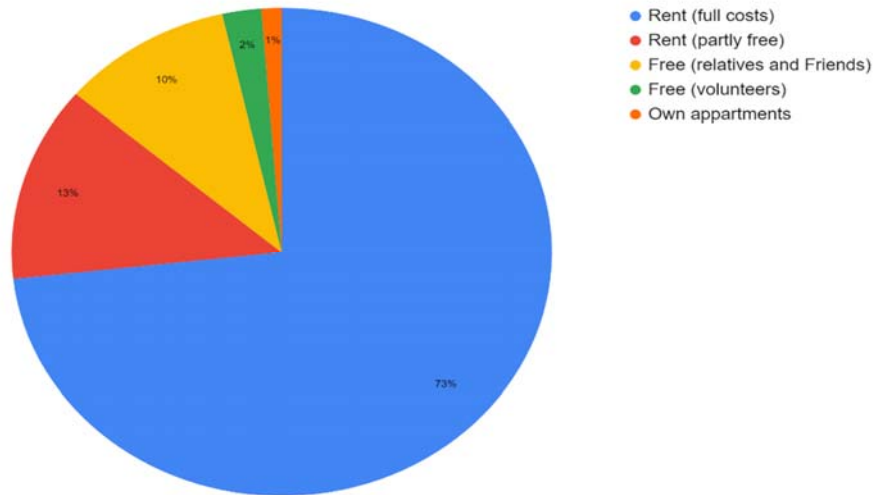
### **Geography**

Geographically, the entire territory of Georgia was covered (90 settlements).

Batumi	44 % HH
Tbilisi	40 % HH
Kutaisi	3 % HH
Kobuleti	3 % HH
Rustavi	2 % HH
Others	8 % HH

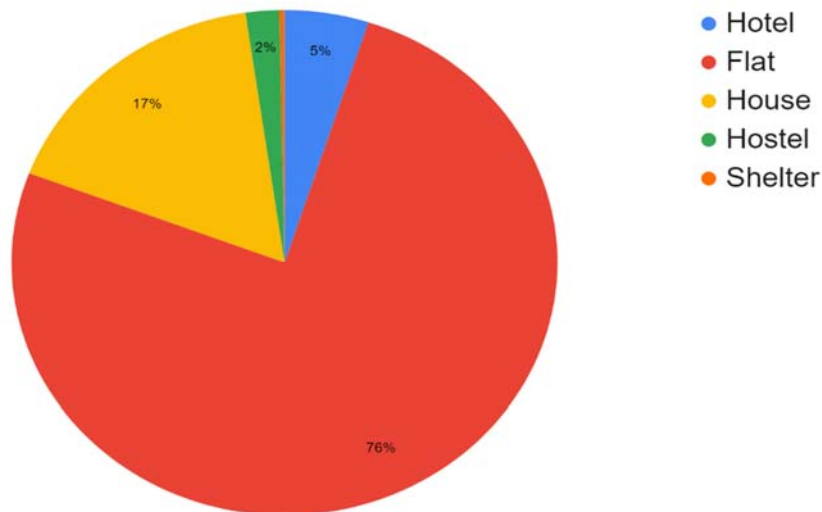
Surprisingly, the amount of applications from Batumi is the biggest (44%). One possibility for the high amount could be the activity of the local Ukrainian community in applying for the assistance. Another reason can be, the proactive approach of the Hresnic's team in Batumi region.

### Payment fee for accomodation



So, for this question the survey showed that the majority rents the apartments or houses out of their pockets. There are 86 % of HH that pay partial or full renting price. 12% are not paying for rent for different reasons (support of volunteers, relatives, friends....). And 1% have their own apartments or houses.

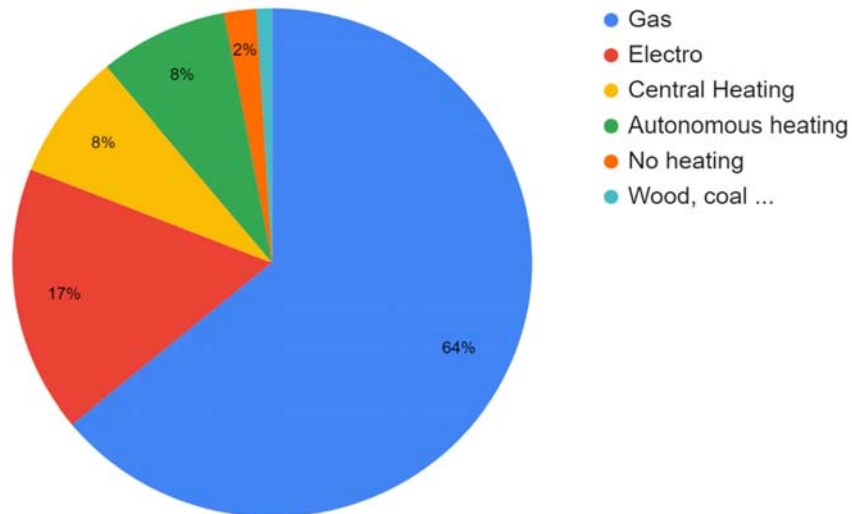
### Type of the accommodation



Apartments are the priority for renting - 76% HH  
Houses are on the second places - 17% HH (more likely that big families or several small ones rent such type of accommodation)

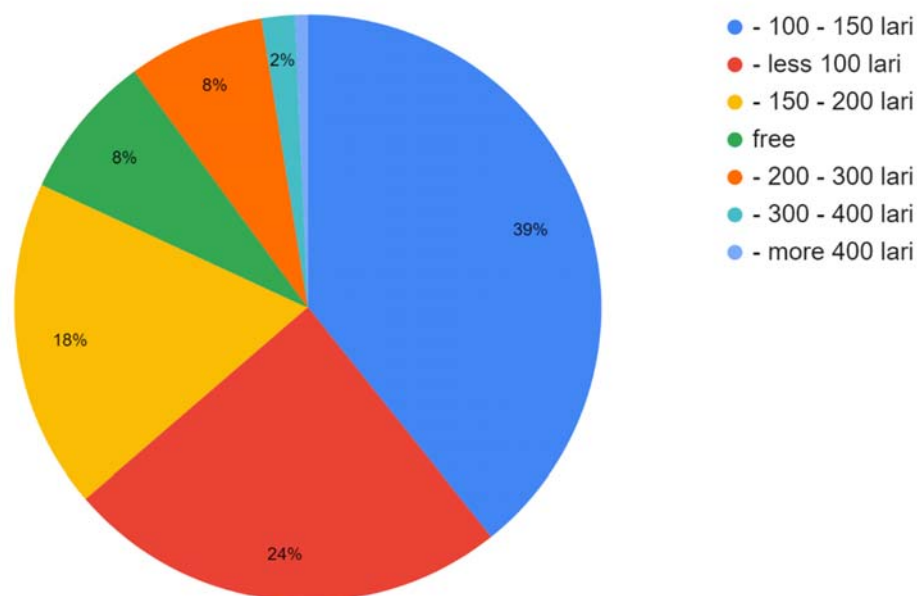
Still Hotel+Hostels are the option for 7% HH  
The part of the Shelters is insignificant - 0.3% HH

### Type of Heating



Majority of the respondents have gas heating (64%), on the second place - electrical heating (17%). Equal number of responses are for Central and Autonomous heating (8%). But about these two variants there is a concern - whether the interviews clearly understood what these types are.

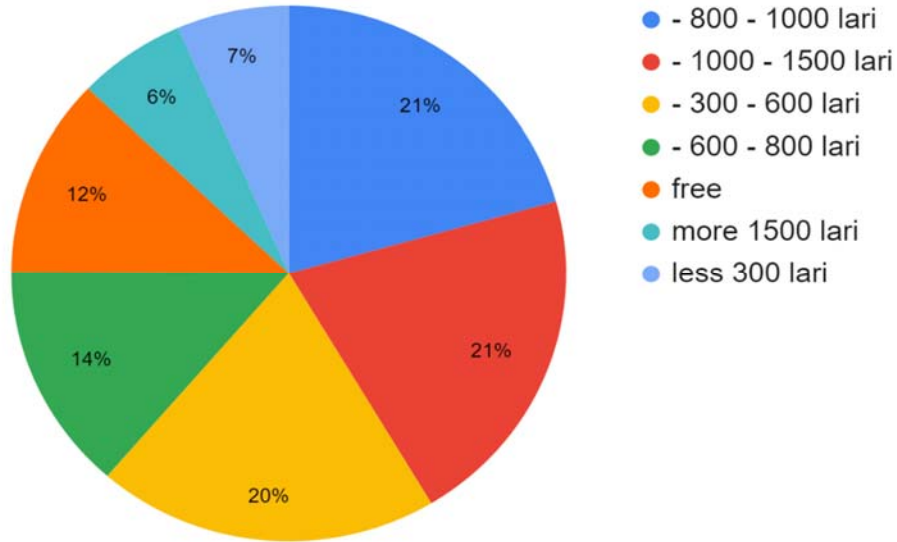
### Utility costs



39% of the respondents pay for their utilities from 100 till 150 lari per month. On the second place (24%) are - not more than 100 lari per month. But the survey was handled in the second part of November when the weather wasn't as cold as it is during the winter months. So the amounts will

rise for 30% approx. That gives the understanding that the amount of 150 lari support should be helpful for the main part of the HH.

**Rent costs**



Equal result (21% each) have the size of rent payments as:

- 800 -1000 lari per month
- 1000 - 1500 lari per month

The average amount for these two variants is - 1150 lari.

It's interesting that if we exclude Free accommodation and then group the results for two categories, less than 800 lari and more than 800 lari, we'll receive a practically equal combination of 41% to 47%. So the average prices for the unified two main groups are:

- 617 lari
- 1306 lari

**Number of people in one accommodation**

1 person	15 % HH
2 person	29 % HH
3 person	23 % HH
4 person	16 % HH
5 person	9 % HH
6 person	3 % HH
7 person	1 % HH
more	3 % HH

If we consider the amount of persons in one accommodation with 4 and less members to be the one HH, so 83% are not sharing the accommodation with other HH. And the rest (17%) might share it.

Most commonly HH consists of 2 or 3 persons (52% together).

### **Available Documents**

Only 49% of applicants can provide the bills for rent and utility costs. As they explained - it is because the owner wants to reduce the Taxes so they are more eager to make only verbal agreements, without any documents.

The respondents signed the acceptance for personal data collection and operation.

We confirm that all transmitted data is reliable.